

**Sullamussalam Science College Areacode**  
**Internal Quality Assurance Cell**



**STUDENTS' FEEDBACK**  
**REPORT 2015-2016.**

## **STUDENTS' FEEDBACK 2015-2016.**

The Internal Quality Assurance Cell (AQAC) of the Sullamussalam Science College collects students' feedback on curriculum through Total Campus Solution (TCS), a web enabled ERP solution for educational institutions implemented in the college from academic year 2015-16 onwards. Feedback survey takes place every year through TCS from students of all departments of the college. A well designed and structured questionnaire has been used to collect the response of students.

### **Objectives of the feedback**

The objective of the feedback survey is to analyze the relevance and importance of the curriculum, and how far it has attained in satisfying the need of the academic community. The structured questionnaire includes questions related to various aspects of curriculum which are highly relevant to students. The survey includes questions related to the adequacy of learning resources in the college, effectiveness of internal evaluation process, opportunities in participating in seminars, industrial visits and conferences, role of curriculum in stimulating innovative thinking and exploring new ideas and contents and objectives of curriculum design.

### **About the Survey.**

The students' feedback on curriculum is collected through structured questionnaire and quantified and analyzed using five point scales (5-excellent, 4-very good, 3- good, 2-satisfactory, 1-bad). The model of questionnaire, collected data and the findings are given below.



### **Sullamussalam Science College Areacode Internal Quality Assurance Cell Students' Feedback 2015-16.**

<b>Name</b>		<b>Semester</b>	
<b>Enrolment no:</b>		<b>Mail id</b>	
<b>Programme</b>		<b>Contact no</b>	

Please provide your opinion in the following table from Excellent (5), Very good (4), Good (3), Satisfactory (2) and Bad (1).

		Bad	Satisfactory	Good	Very Good	Excellent
1	How the contents and objectives of the syllabi do satisfy your academic needs?					
2	How far the class-room experiences are helpful in acquiring the objectives of the curriculum?					

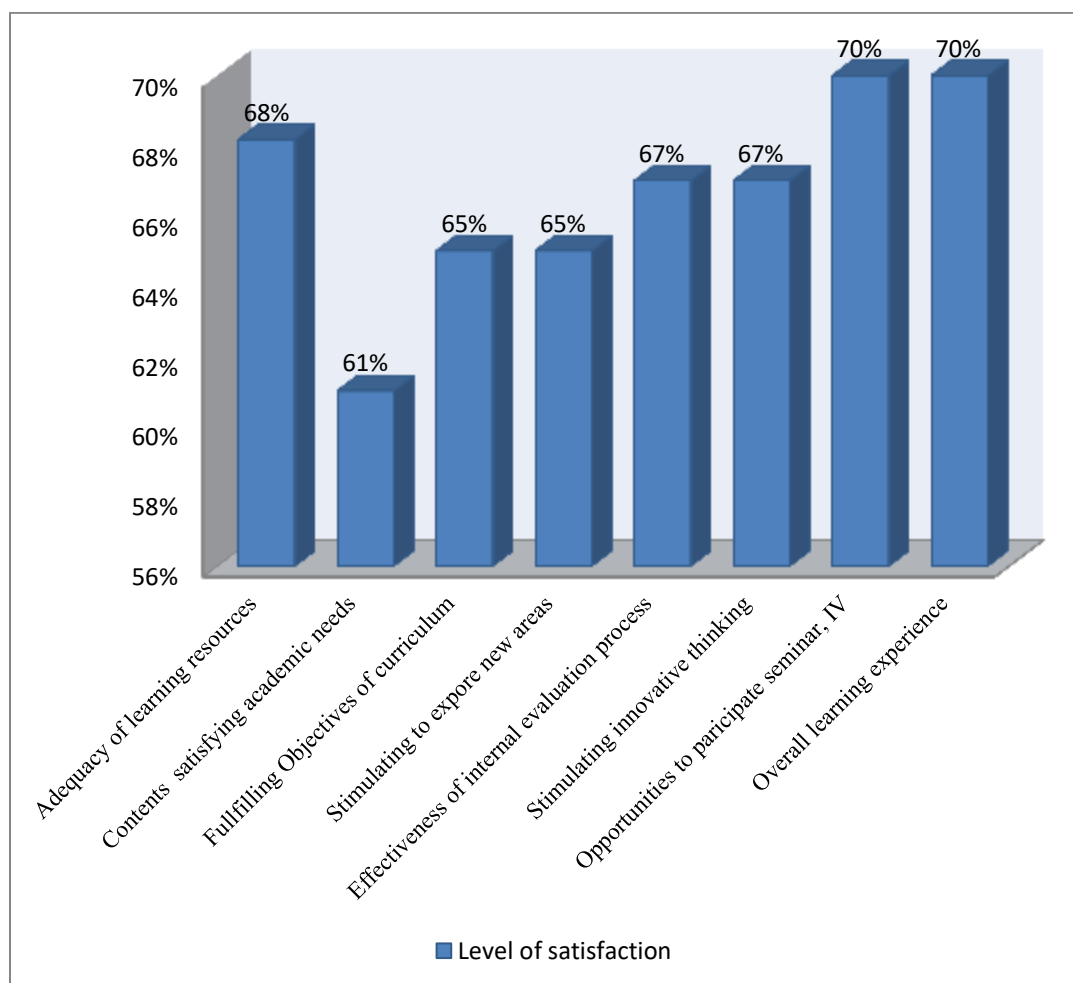
3	How far the class-room experiences stimulate the students to explore new areas in the subject?						
4	How far the Internal Evaluation process is effective in assessing the competencies of the students?						
5	How much the curriculum stimulates innovative thinking on gender issues, environment and sustainability, human values and professional ethics?						
6	Adequacy of the learning resources such as library and laboratory facilities , computers and e-resources						
7	Opportunities to participate in seminars, workshops, conferences , projects and industrial visit						
8	Overall Learning experiences.						
9	Any other comments?						

**Table 1 : Analysis of Students' Feedback**

SULLAMUSSALAM SCIENCE COLLEGE, AREACODE										
STUDENT'S FEEDBACK ON CURRICULUM 2015-2016										
SI No.	Statement		Bad	Satisfactory	Good	Very good	Excellent	Mean Score	%	N
1	Adequacy of the learning resources such as library and laboratory facilities, computers and e-resources	N	10	28	69	61	35	3.41	68%	203
		%	4.93	13.79	33.99	30.05	17.24			
2	How do the contents and objectives of the syllabi satisfy your academic needs?	N	20	53	57	38	35	3.07	61%	203
		%	9.85	26.11	28.08	18.72	17.24			
3	How far the classroom experiences are helpful in acquiring the objectives of the curriculum?	N	11	42	69	48	33	3.25	65%	203
		%	5.42	20.69	33.99	23.65	16.26			
4	How far the classroom experiences stimulate the students to explore new areas in the subject?	N	12	42	60	60	29	3.26	65%	203
		%	5.91	20.69	29.56	29.56	14.29			
5	How far the Internal Evaluation process is effective in assessing the competencies of the students?	N	13	32	64	57	37	3.36	67%	203
		%	6.40	15.76	31.53	28.08	18.23			
6	How much the curriculum stimulates innovative thinking on gender issues, environment and sustainability, human values and professional ethics?	N	13	37	59	53	41	3.35	67%	203
		%	6.40	18.23	29.06	26.11	20.20			

7	Opportunities to participate in seminars, workshops, conferences, projects and industrial visit	N	9	25	64	69	36	3.48	70%	203
		%	4.43	12.32	31.53	33.99	17.73			
8	Overall Learning experiences.	N	15	24	49	73	42	3.51	70%	203
		%	7.39	11.82	24.14	35.96	20.69			
9	Any other comments									

**Diagram 1- Overview of students' feedback.**

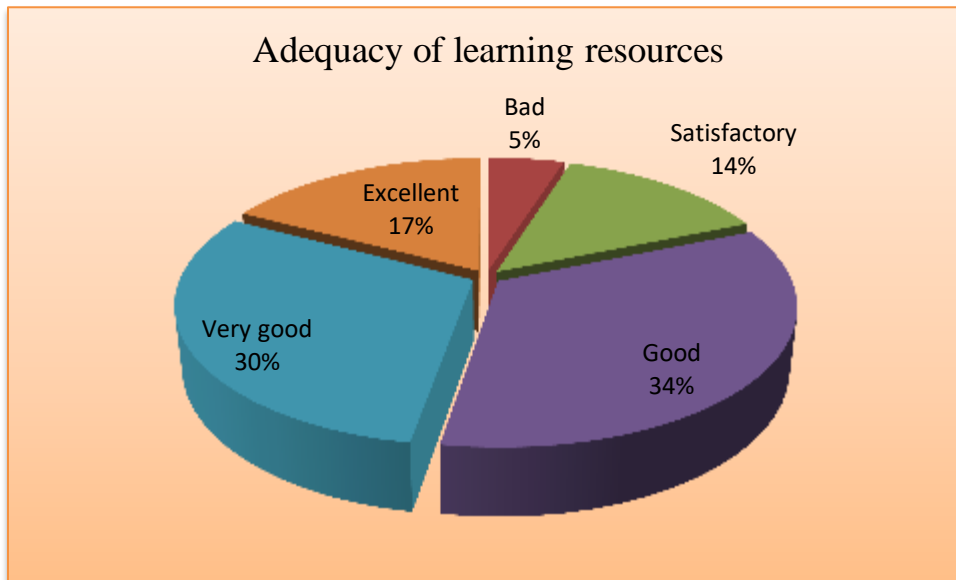


**Interpretation:**

From the mean score analysis of the collected data, it can be interpreted that the students have varied opinion about the curriculum. The overall opinion on curriculum showed mean score 3.51, opportunities to participate in seminars, conferences and industrial visits showed 3.48, adequacy of learning resources 3.41, stimulating innovative thinking 3.35, and internal evaluation process 3.36 out of 5 in the 5 point LIKERT scale. The mean scores of Contents and objectives of the syllabi (3.05), classroom experiences related to curriculum (3.25), and exploring new areas in curriculum (3.26) were not up to the expectations of the student's community and the IQAC decided to take actions to improve these factors.

### 1.1- Adequacy of learning resources to implement curriculum.

Students' opinion related to the learning resources in the college such as library and laboratory facilities, computers and e-resources had a mean score of 3.41 in which 17% of the respondents opined the resources were 'excellent', 30% very good, 34% good. Out of the 100%, 5% opined bad and 14% satisfactory.



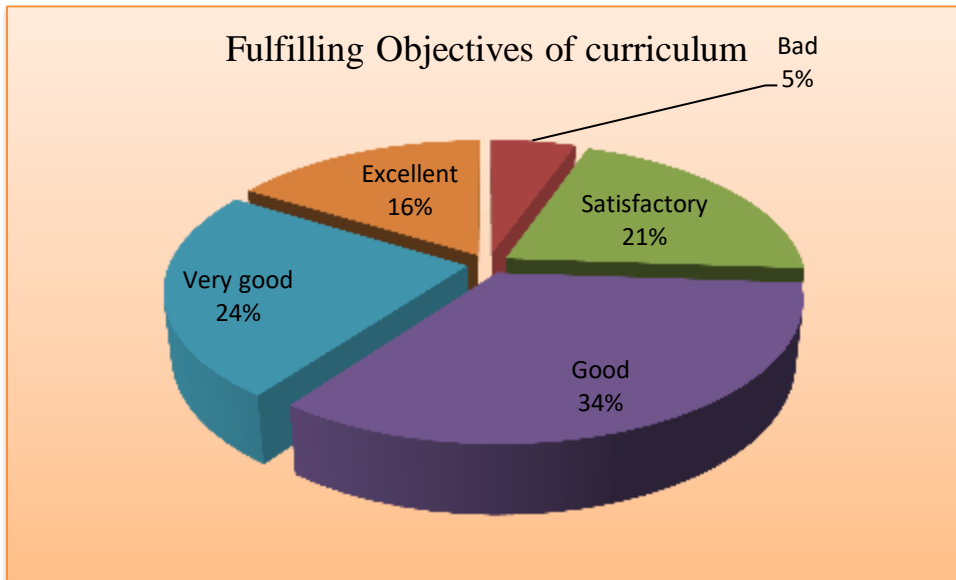
### 1.2- Level of Curriculum contents satisfying academic needs of students.

The overall students' satisfaction about the content and objective of the curriculum showed a mean value of 3.07 in the 5 point scale, which was the least among all the factors analyzed. 17% of the respondents opined that the content and objective are excellent, other opinions were 19% very good, 28% Good. While other 20% felt it is only satisfactory and 10% considered it as bad. Results are noted by IQAC for improving the student's experience.



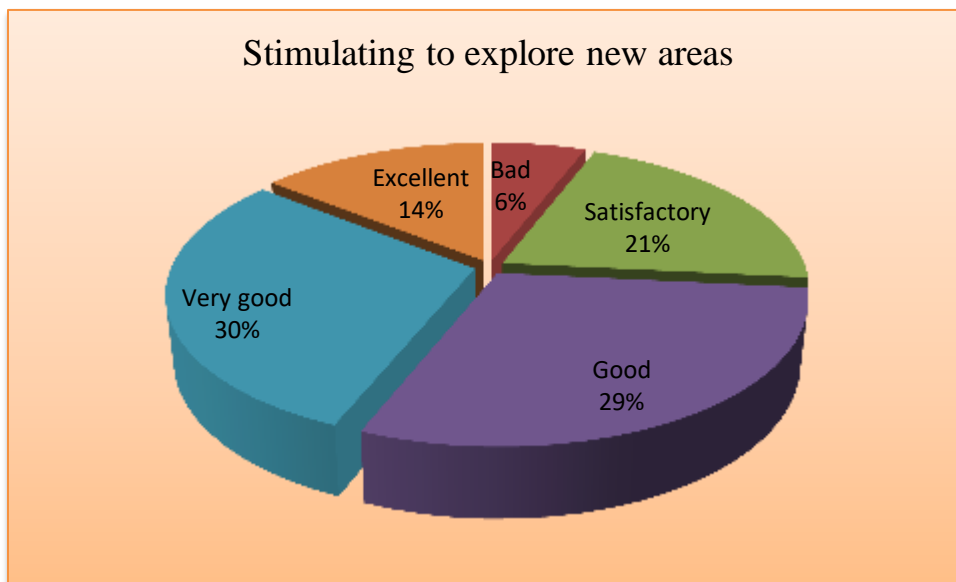
### **1.3- Classroom experiences fulfilling objectives of Curriculum.**

16% of the respondents were having the opinion that classroom experience related to curriculum is excellent. Other 24% viewed it as very good and 34% as good. 21% were having the opinion that the classroom experience is only satisfactory and a 5% marked it bad.



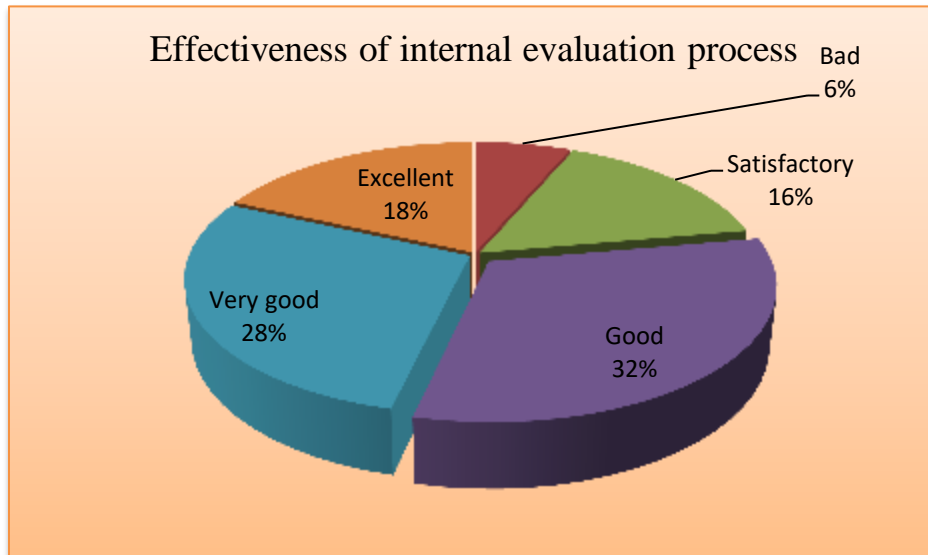
### **1.4- Class room experience stimulate to explore new areas.**

Stimulating to explore new areas and research fields is a main objective of a curriculum. Above average number (65%) of the students viewed that classroom experiences stimulate them to do so. Out of them 14% opined that it is excellent, 30% Very good, and 29% good. Remaining 21% and 6% opted satisfactory and bad respectively as their experience related to exploring new areas.



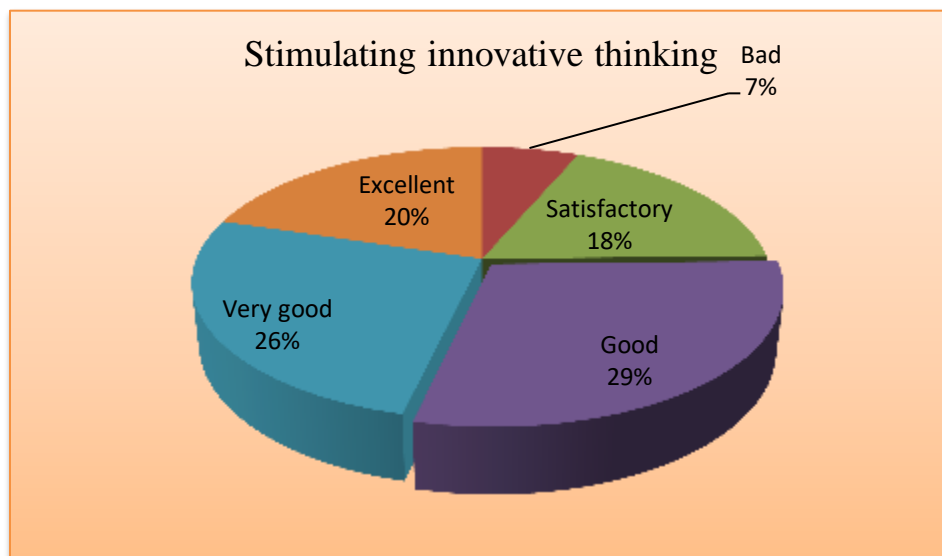
### 1.5- Internal evaluation process- a tool to assess student Competencies.

As a tool of evaluating student's competencies, internal evaluation process has a major role in assessing the implementation level of curriculum in the college. 18% of the respondents opined that the current evaluation process is excellent; the other views were 28% viewed it very good, 32% good, 16% satisfactory and 6% bad.



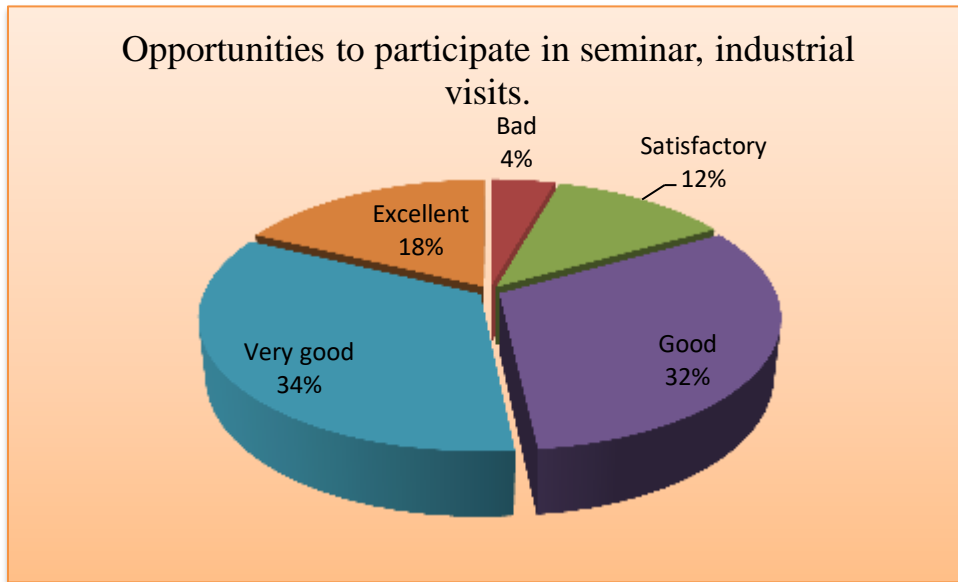
### 1.6- Role of curriculum in stimulating innovative thinking like environment and sustainability, gender issues, human values etc.

Curriculum in the modern times should address things like environment and sustainability, gender issues, human values, professional ethics etc so that the coming generation can withstand issues arising related to those issues. 20% respondents opined that curriculum address such issues and stimulate innovative thinking 26% viewed it 'very good', and 29% as 'good'.



**1.7- Opportunities to participate in seminars, conferences, industrial visits etc.**

In addition to the class room experiences, students have their views on outside class room experiences. They gave mean score 3.51 to their outside class room experiences like participating in seminars, conferences and industrial visits. In which 18% had excellent experience, 34% had ‘very good’ experience, 32% had ‘good’ experience, 12% had ‘satisfactory’ and 4% with bad experience.



**1.8- Overall learning experience in the college.**

Overall learning experience in the college got 3.51 mean score out of 5 which is a 70% margin. 21% of the respondents were opined that their experience was excellent, 36% marked it very good, 24% good, 12% satisfactory and 7% bad.

